

API Security Fundamentals

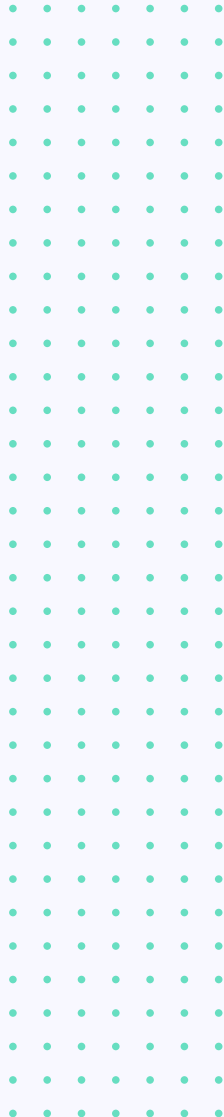
Your Handy Guide to Building an
Unhackable System

 practical-devsecops.com



CONTENTS

- 01 Laying the Foundations for API Security
- 02 Identifying common API security threats and vulnerabilities
- 03 Implementing authentication and authorization mechanisms
- 04 Encrypting sensitive data in transit and at rest
- 05 Using threat modeling and penetration testing to identify potential vulnerabilities
- 06 Setting up and maintaining a secure infrastructure
- 07 Keeping your API security practices up-to-date with new developments and best practices





Chapter 1

Laying the Foundation for API Security

APIs play a crucial role in contemporary software development, facilitating the integration of disparate systems, applications, and services. However, as they serve as a critical component of modern technology, they are also vulnerable to cyber-attacks. To minimize the risk of security breaches and protect the data and functionality of APIs, it is imperative to implement robust security measures.

Some of the major steps you should follow to lay a strong foundation for API security are as follows:

1. Understanding Business Requirements

- Determine the security controls necessary to protect the data and functionality of the API
- Understand the intended use cases of the API

2. Identifying Assets

- Identify Data, systems, and services that the API will interact with
- Identify the assets that the API will be accessing and handling

3. Assessing Risk

- Identify potential threats and vulnerabilities
- Types of attacks that could be used to exploit the API
- The potential impact of a successful attack

4. Implementing Security Controls

- Mitigate identified risks
- Authentication and authorization mechanisms
- Encryption of sensitive data in transit and at rest
- Logging and monitoring to detect and respond to security incidents





Chapter 1

Laying the Foundation for API Security

5. Testing and Validating

- Ensure security controls are working as intended
- Effectiveness in mitigating identified risks
- Perform penetration testing, vulnerability scanning, and security audits

6. Maintaining and Updating

- Regularly update security controls
- Stay up-to-date with the latest security best practices
- Ensure continued effectiveness in protecting the API

7. Incident Response Plan

- Develop an incident response plan to handle security breaches
- The well-defined process to follow when a security incident occurs



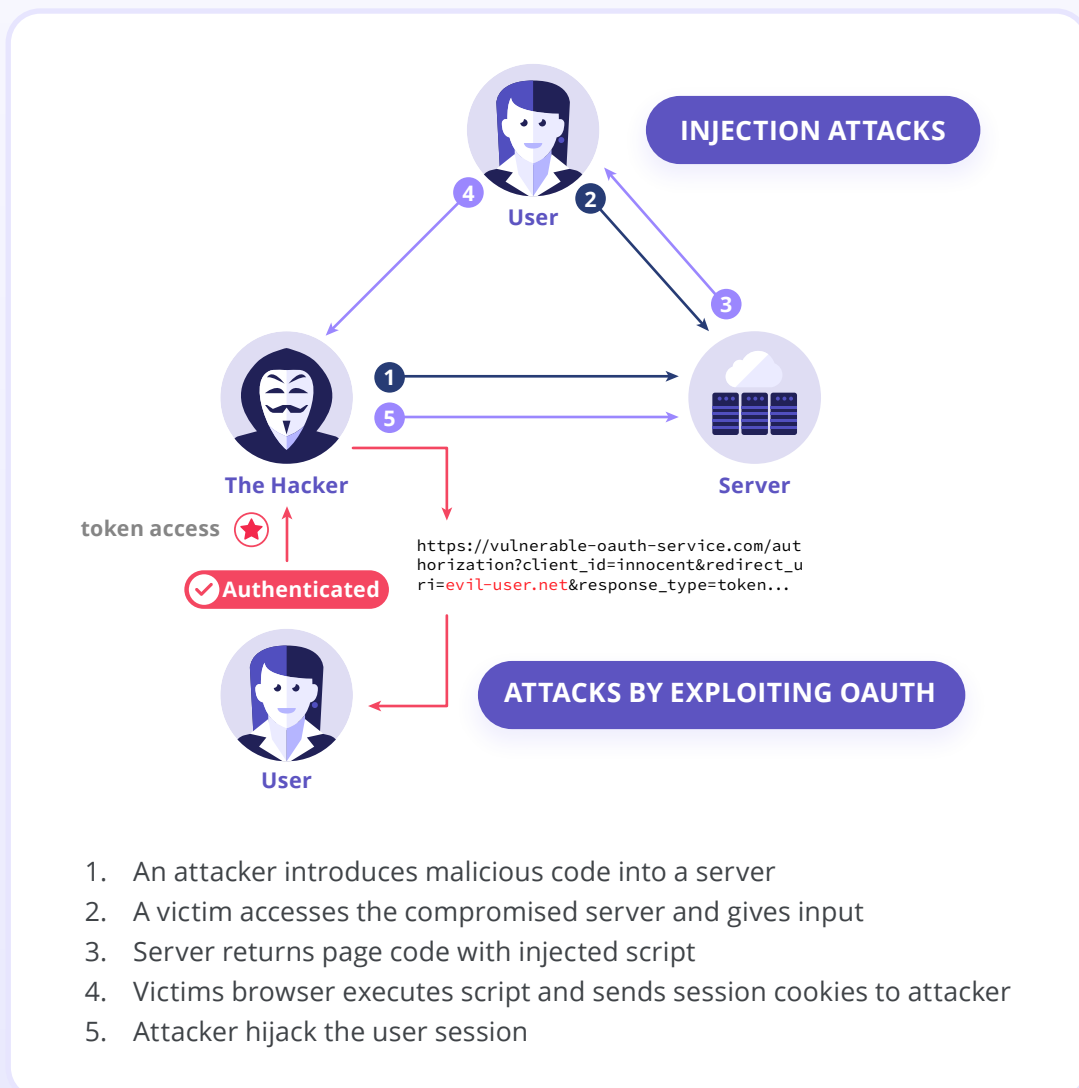


Chapter 2

Identifying Common API Security Threats And Vulnerabilities

APIs are susceptible to various forms of threats and vulnerabilities, which can compromise their data and functionality. Some of the most common types of API attacks stem from the following sources:

- **Injection Attacks:** The injection of malicious code or data into an API can result in unauthorized access to its sensitive data or functionality.
- **Broken Authentication and Session Management:** Poor authentication and session management mechanisms open up opportunities for attackers to bypass security controls and gain unauthorized access to API data and functionality.





Chapter 2

Identifying Common API Security Threats And Vulnerabilities

- **Insufficient Security Controls:** Lack of proper encryption or access controls can increase the risk of security breaches and hijacking of systems.
- **Misconfigured Systems:** If the systems hosting the API are not properly configured, they can be vulnerable to attacks and may exploit known weaknesses in their infrastructure.
- **Malicious Insider:** Those responsible for maintaining the API and its underlying systems may also pose a threat by altering sensitive data or disrupting the system with malicious intent.

To proactively reduce the risk of such attacks, it is important to have a thorough understanding of the types of attacks that can target an API and assess their potential impact. This will aid in the implementation of appropriate security controls to keep the API secure. Keeping up-to-date with the latest security breaches and regularly conducting security assessments to identify and remediate vulnerabilities is also crucial.





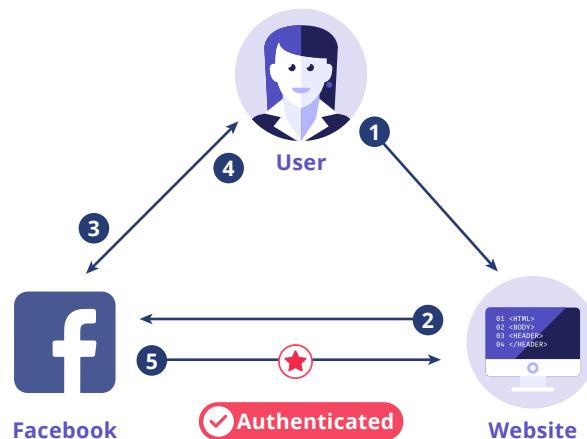
Chapter 3

Implementing authentication and authorization mechanism

The security of an API depends significantly on the robustness of its authentication and authorization mechanisms. Authentication verifies the identity of the user or system requesting access to the API, while authorization determines if the authenticated user is allowed to perform specific actions or access protected resources.

- **Use industry-standard authentication methods:** To ensure a secure API, it is crucial to implement industry-standard authentication methods such as OAuth, OpenID Connect, or JSON Web Tokens (JWT).

OAuth Authentication Method Example



1. User opens the website and click share photos from Facebook
2. The website redirects to Facebook
3. Facebook prompts user to authorize photo share
4. User agrees
5. Send access token to website and website uses this token to access facebook photos



Chapter 3

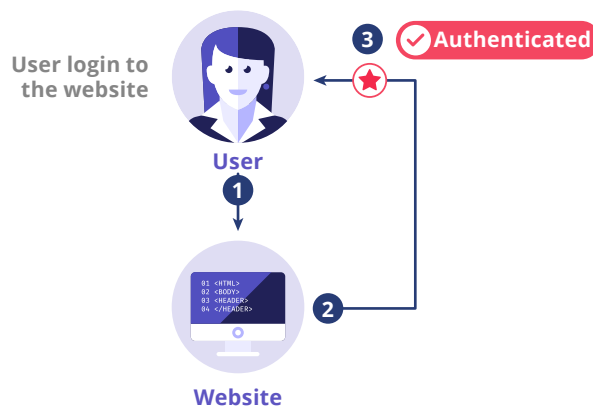
Implementing authentication and authorization mechanism

Open ID Connect Authentication Framework



1. User selects Sign in with Google option to access Adobe
2. Adobe redirects to Google Sign in page
3. Google Authorization End Point checks Google Sign in credentials and sends token to Adobe to trust the user and authorize sign in

JSON Web Tokens



1. The website validates credentials and sends token to users browser
2. Browser store JWT token in cookies or local storage
3. JWT tokens website next time without having to provide credentials



Chapter 3

Implementing authentication and authorization mechanism

- **Implement multi-factor authentication:** Implementing multi-factor authentication further strengthens security by requiring users to provide multiple forms of authentication, such as a password and fingerprint or a one-time code.
- **Use access control lists:** The use of Access Control Lists (ACLs) can also enhance API security by strictly defining the resources or actions that a user is authorized to access.
- **Use the least privilege principle:** Adhering to the principle of least privilege, where users are only given the minimum level of access required to perform a task, also helps to minimize security risks.
- **Implement logging and monitoring:** Finally, it is imperative to implement logging and monitoring of API activity and its underlying systems to detect and address vulnerabilities in a timely manner.





Chapter 4

Encrypting sensitive data in transit and at rest

To secure API data, both in transit and at rest, encryption is an essential component. Encrypting both in-transit and at-rest data is an important aspect of API security. However, despite the necessary encryption measures, there may still be threats attempting to intercept or manipulate data within the API. When implementing encryption for your API, it is important to consider the following factors:

- **Transport Layer Security (TLS):** To prevent eavesdropping and tampering, securing data in transit between the client and API is crucial. TLS provides encryption for data transmission, safeguarding the API from potential vulnerabilities.
- **Encryption at Rest:** To protect sensitive data stored on servers or storage devices from unauthorized access, encryption at rest is necessary. This ensures that even in the event of theft or loss of a storage device, the data remains secure.
- **Strong Encryption Algorithms:** The use of strong encryption algorithms such as AES-256 provides better protection against decryption attacks. This enhances the overall security of encrypted data.
- **Key Management Best Practices:** Regular rotation of encryption keys, such as once a year, helps maintain the security of encrypted data. This is a crucial aspect of effective key management and helps to prevent unauthorized access to sensitive data.





Chapter 5

Using Threat Modeling and Penetration Testing
to identify Potential Vulnerabilities

Threat modeling and Penetration testing are both equally important models for identifying and securing APIs from potential vulnerabilities. While threat modeling is more of a proactive approach that identifies and measures the threat landscape in the API architecture. But penetration testing has a reactive approach and therefore identifies and measures the impact of existing vulnerabilities and threats underlying an API

To ensure comprehensive threat protection for your API, it is important to follow these key practices:

- **Structured Threat Modeling Approach:** Utilizing a structured approach, such as the STRIDE methodology, to threat modeling can provide valuable insights into potential threats. This helps to identify and prioritize areas for improvement in terms of security.
- **Regular Penetration Testing:** Regular penetration testing is essential for identifying and assessing the potential impact of possible threats and vulnerabilities. A combination of manual and automated testing methods can provide the most comprehensive results.
- **Comprehensive Attack Vector Assessment:** Those responsible for API security must have a broad understanding of all potential attack vectors, including network-based attacks, web application attacks, and client-side attacks. This helps to ensure that all possible risks are considered and mitigated.
- **Testing for Known and Unknown Vulnerabilities:** It is important to thoroughly test for both known and unknown vulnerabilities, including zero-day vulnerabilities, to prevent unauthorized access to the API.
- **Robust Remediation Plan:** Having a strong security team in place, with the ability to implement effective remediation plans, is critical for avoiding similar vulnerabilities in the future. This helps to ensure that the API remains secure and protected against potential threats





Chapter 6

Setting up and Maintaining a Secure Infrastructure

Setting up and maintaining a secure infrastructure that can efficiently manage to secure APIs, their underlying systems, networks connected to it, and services assisting is not easy. Here are some of the best practices you can consider for setting up and maintaining a secure infrastructure for your API.

- **Use a secure hosting environment:** In order to protect your API from unauthorized access, data breaches, or attacks it is necessary to ensure the use of safe hosting environments, such as a private cloud or a virtual private cloud.
- **Implement network security:** For implementing a secure infrastructure for your API, it is necessary to include Firewalls, firewalls, intrusion detection and prevention systems, and VPN to build a secure infrastructure for the API and its underlying systems
- **Use a security-hardened operating system:** APIs and their underlying systems will be more secure from vulnerabilities if their infrastructure use security-hardened technologies like Ubuntu LTS or Amazon Linux 2 and more of such.
- **Keep systems up to date:** Do not miss any security updates or delay to update security patches. This helps API and its underlying systems from being threatened by a variety of vulnerabilities
- **Perform Regular Security Assessments:** Performing security checks and assessments on a regular basis can help to identify vulnerabilities and mitigate threats at the earliest, without it doing more damage to the infrastructure.





Chapter 7

Keeping Your API Security Practices Up-to-date with
New Developments and Best Practices

API security is an evolving field and it is important to keep API security practices up to date with new technology, developments, and best practices. This can only be ensured by staying informed about new threats, vulnerabilities, attack techniques as well as security controls.

- **Stay informed about new threats and vulnerabilities:** Stay informed about threats and vulnerabilities that your API can be a target of focus. One way to do this is by participating in security communities and forums, where you can exchange information and insights with others in the field. Additionally, it's crucial to pay close attention to security alerts and advisories, which can provide important information about new risks and how to address them.
- **Use industry standards and best practices:** Use best practices and industry standards like OWASP Top 10, NIST Cybersecurity Framework, and ISO 27001, when designing and implementing your API security practices.
- **Keep Security controls upto date:** Keep security controls up-to-date with the latest security patches and updates, and review and update them on a regular basis.



Become a Certified API Security Professional



**Practical
DevSecOps**